

COMMERCIAL CATALOG

General Information

July 2006

COMMERCIAL PRODUCTS DEPARTMENT

123 Oxmoor Road, West
Birmingham, AL 35209-6302

TOLL FREE 1/800/763-4488
Fax (205) 945-4304



July, 2006

ROOF PANELS AND ACCESSORIES

W-PAN ROOF DECK

- P175 White .018" aluminum
Ivory
- P176 White .025" aluminum
Ivory
Bronze
- P177 White .032" aluminum
Ivory
Bronze
- P151 White 26 gauge steel
Ivory



Size: 3" deep x 16" coverage
Strip Width: 23.28"
Accessories: P245 fastener bar

W-PAN ROOF DECK

- P165 White 26 gauge steel
Ivory



Size: 3" deep x 16" coverage
Strip Width: 23.278"
Accessories: P245 fastener bar

Additional lead time required.

FLAT PAN ROOF DECK

- K056 White .028" aluminum
Ivory
- K072 White .036" aluminum
Ivory
- K048 White* 24 gauge steel
Bronze
- K052 White* 26 gauge steel



Size: 2½" deep x 12" coverage
Strip Width: 21.5"
Accessories: P246 fastener bar
K236 perimeter channel
K313 starter strip

*Also available in stucco embossed finish
Additional lead time required.

FLAT PAN ROOF DECK

- P160 White .024" aluminum
Ivory
- P162 White .030" aluminum
Ivory



Size: 3" deep x 12" coverage
Strip Width: 20"
Accessories: P245 fastener bar

FLAT PAN ROOF DECK

- P143 White .025" aluminum
Ivory
- P144 White .030" aluminum
Ivory
- P145 White .040" aluminum
Ivory



Size: 3" deep x 8" coverage
Strip Width: 21.5"
Accessories: P245 fastener bar



FASCIA AND FASCIA ACCESSORIES

ROLL FORMED FASCIA

P240 White .050" aluminum
Ivory

Stock Lengths: 20', 24', 30', 42'

Size: 6" deep x 2¾" wide with
2¾" deep gutter

Strip Width: 13.25"

Accessories:

P370 outside corner

P371 inside corner

P258 splice

P238 extended/false fascia

P549 gutter plug



EXTRUDED FASCIA

P243 White .078" aluminum
Bronze
Clear Anodized

Stock Lengths: 24'

Size: 6¼" deep x 3" wide
with 2 13/16" deep gutter

Accessories:

P263 outside corner

P264 inside corner

P253 splice

P233 extended/false fascia

P551 gutter plug



EXTRUDED FASCIA

P244 White .100" extruded alum.
Bronze
Clear Anodized

Stock Lengths: 24'


Size: 7½" deep x 4 1/8" wide with
4 1/8" deep gutter

Accessories:

P260 outside corner

P261 inside corner

P254 splice



ROLL FORMED FASCIA, NON STRUCTURAL

P220 White .040" aluminum

Stock Lengths: 20', 24', 30'

Size: 6" deep x 4" wide


Strip Width: 14.5"

Accessories:

P385 outside corner

P387 inside corner

P286 splice

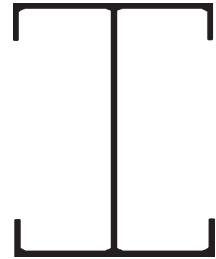


BEAMS AND ANGLES

I-BEAM

P200 White .100" extruded alum. Size: 7" deep x 5½" wide
 Bronze Accessories: P511 angle bracket
 Ivory P201 splice

Stock Lengths: 20', 24', 30'



C-BEAM

P201 White .100" extruded alum. Size: 6¾" deep x 2¾" wide
 Bronze Accessories: P511 angle bracket
 Clear Anodized P202* splice

Stock Lengths: 20', 24'

*Splice only available in
 clear anodized finish



C-BEAM

P203 White .156" extruded alum. Size: 10" deep x 3" wide
 Bronze Accessories: P511 angle bracket
 P204 splice

Stock Lengths: 20', 24', 30'



ANGLE

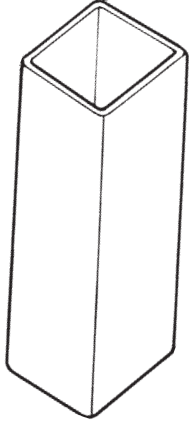
E700 Mill Finish .125" extruded alum.

Size: 2" X 2"

Stock Length: 12'



COLUMNS

COLUMNS			
P329	White Bronze Clear Anodized	3" X 3" X .125", extruded aluminum Stock lengths: 10', 12', 24'	
P330	White Bronze Clear Anodized	4" X 4" X .125", extruded aluminum Stock lengths: 10', 12', 24'	
P378	White Bronze	3" X 3" X .078", extruded aluminum Stock lengths: 10', 12', 14', 20', 24'	
P363	White Bronze	3" X 3" X 14 gauge steel Stock lengths: 10', 12' Accessories: P513, 3" X 3" deflector	
P359	Mill	4" X 4" X 1/8" steel Stock length: 20' Accessories: P514, 4" X 4" deflector	

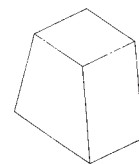
BRACKETS			
P353	White Bronze	Top bracket for 3" X 3" column (Four bolt)	
P354	White Bronze	Bottom bracket for 3" X 3" column (Two bolt)	
P347*	White Bronze	Top bracket for 4" X 4" column (Four bolt)	
P346	White Bronze	Bottom bracket for 4" X 4" column (Two bolt)	

*Also available with 2" drain hole

BRACKETS			
P350	White Bronze	Top bracket for 3" X 3" column with 2" drain hole	

BELL SLEEVE

K354 8" X 8" top, 8" X 10" bottom, 12" deep Styrofoam

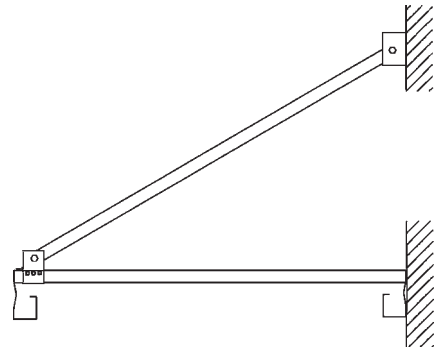


OVERHEAD SUPPORT KITS

P287 White 1½" X 1½" X .064" extruded aluminum tube

Stock length: 24'

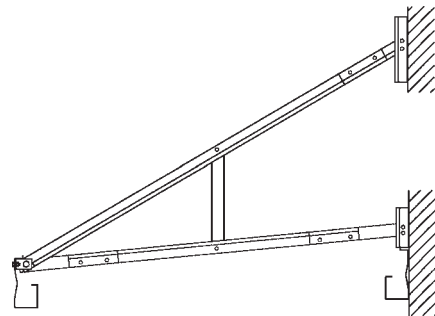
P289 Mill Finish This is a kit containing brackets, bolts, and screws. Tube not included. (See P287)



Anchors to building are not included.

P280 Galvanized Steel Complete kit includes pre-cut M240 hat and M241 channels and fasteners.

Stock sizes: 4', 6', 8', 10'

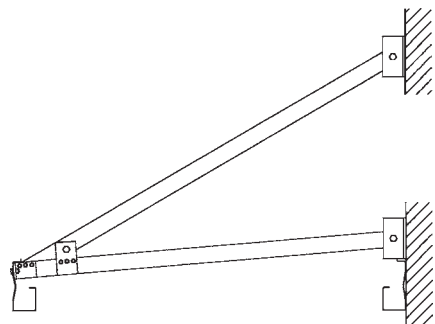


Anchors to building are not included.

P278 Clear Anodized 2" X 2" X 1/8" extruded aluminum tube

Stock length: 24'

P279 Clear Anodized This is a kit containing brackets, bolts, and screws. Tube not included. (See P278)



Anchors to building are not included.



11¼ WIDE FACING PANELS

NARROW RIB PANEL

M623 X 01 24 gauge steel

Accessories: M740 X 01 nose cone



Size: 1½" deep X 11¼" coverage

Strip Width: 16"

WIDE RIB PANEL

M623 X 03 24 gauge steel

Accessories: M740 X 02 nose cone



Size: 1½" deep X 11¼" coverage

Strip Width: 16"

FLUSH PANEL

M623 X 05 24 gauge steel



Size: 1¼" deep X 11¼" coverage

Strip Width: 16"

ARCHITECTURAL BATTEN SEAM ROOF

Roof Pan M623 X 06 24 gauge steel

Batten M223 X 01 24 gauge steel

Accessories: M301 attachment clip



Size: 1" deep X 11¼" coverage

Strip Width: 16" total



COLORS AVAILABLE: (for mansard panels and trim only)

- | | | |
|------------------|-----------------|-----------------|
| 01 Terra Cotta | 09 Regal White* | 18 Regal Red* |
| 02 Yorktown | 10 Evergreen* | 19 Copper |
| 03 Sierra Tan | 11 Slate Grey | 20 Sandstone |
| 04 Slate Blue | 12 Regal Blue* | 21 Patina Green |
| 05 Mansard Brown | 14 Teal | 22 Matte Black |
| 06 Dark Bronze* | 15 Burgundy | 23 Stone White |
| 07 Colonial Red | 16 Teal Patina | 24 Ash Grey |
| 08 Seal Brown | 17 Indy Green | |

*Indicates stock colors. All others require minimum quantities and extended lead time.

Note: Colors may change, based on coil coaters standards, without notice



MASON CORPORATION
123 Oxmoor Road, West
Birmingham, AL 35209-6302

Telephone: 1/800/763-4488
Fax: 205/945-4304

FASTENERS

DRILL POINT SCREWS WITH NEOPRENE WASHERS

- P401 Mill Finish Size: #14 X ¾" indented, unslotted, drill point hex washer head, plated
- P402 Mill Finish Size: #14 X 1½" indented, unslotted, drill point hex washer head, plated



DRILL POINT SCREWS

- P403 Mill Finish Size: #14 X ¾" indented, unslotted hex washer head, plated, without washer
- P412 Mill Finish Size: #10 X 5/8" indented, unslotted, hex washer head, zinc plated
- P404 Mill Finish Size: #8 X ½", hex, plated
- H410 Bronze White Size: #8 X ½" hex, plated



TORX® SCREWS

- P405 Mill Finish Bronze White Size: ¼" X ¾" pan head, Torx® drive, drill point, zinc plated



Accessories: T327A Torx® drive bit.

SHEET METAL SCREWS

- P406 Mill Finish Size: #10 X 3/8" indented, unslotted, hex washer head, plated, waxed and hardened. Type AB.
- P407 Mill Finish Size: #10 X 7/16" hex washer head, 410 stainless steel
- P408 Mill Finish Size: #8 X ½" hex washer head, 410 stainless steel



MINI-POINT DRILL POINT SCREW WITH NEOPRENE WASHER





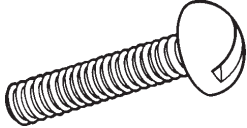
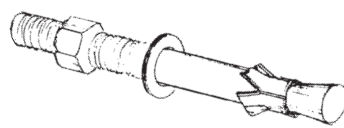

- P409 Plated Size: #14 X 1", hex washer head



MASON CORPORATION
123 Oxmoor Road, West
Birmingham, AL 35209-6302

Telephone: 1/800/763-4488
Fax: 205/945-4304

FASTENERS

BOLTS	P410	Mill Finish	1/4" X 4" hex head	
	P425	Mill Finish	1/4" X 3/4" hex head	
	P442	Mill Finish	3/8" X 1" hex head	
	P447	Mill Finish	1/2" X 1 1/4" hex head	
	P450	Mill Finish	1/2" X 3 1/2" hex head	
	P450	Mill Finish	1/2" X 4" hex head	
	P430	Mill Finish	1/2" X 5" hex head	
NUTS	P426	Zinc Chromate	1/4"	
	P423	Mill Finish	5/16" hex head	
	P444	Mill Finish	3/8" hex head, plated	
	P451	Mill Finish	1/2" 13 UNC X 1 1/4"	
WASHERS	P427	Zinc Chromate	1/4"	
	P424	Mill Finish	5/16"	
	P446	Mill Finish	3/8"	
	P448	Mill Finish	1/2"	
WASHERS, BONDED NEOPRENE	P413	Mill Finish	For #14 screw	
	P414	Mill Finish	For #12 screw	
	P415	Mill Finish	For #10 screw	
MACHINE SCREWS	P428	Mill Finish	1/4" - 20 X 2 1/2" round head, slotted	
	P422	Mill Finish	5/16" X 3/4" truss head, slotted	
ANCHORS	P440	Mill Finish	1/2" X 3 3/4"	
BLIND RIVETS, ALUMINUM	F451	Mill Finish, Bronze, White	Diameter: 1/8" Grip Range: .126" - .187"	
	F452	Mill Finish	Diameter: 3/16" Grip Range: .126" - .250"	
	F457	Mill Finish	Diameter: 3/16" Grip Range:	

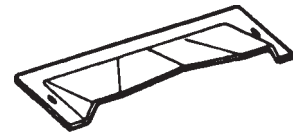


DRAINAGE ACCESSORIES

DRAIN CAP

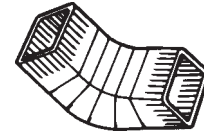
P521 Bronze stamped aluminum
 White
 Ivory

Size: 2 7/16" X 8"



ELBOWS

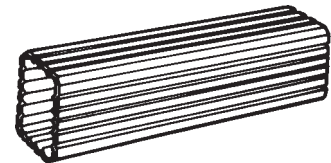
P523 Bronze 2" X 3" aluminum
 Ivory
 P523 White 2" X 3" aluminum
 P533 White 3" X 4" aluminum



DOWNSPOUT

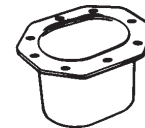
P522 Bronze 2" X 3" aluminum
 Ivory
 P522 White 2" X 3" aluminum
 P532 White 3" X 4" aluminum

Stock length: 10'




WIDE FLANGE OUTLET TUBE

P624 Mill Finish for 2" X 3" downspout
 P623 Mill Finish for 3" X 4" downspout



TOUCH-UP PAINT

P860 Bronze 4½ ounce can
 White
 Ivory



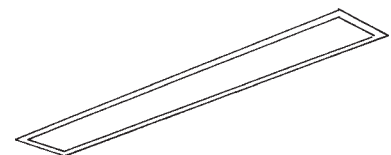
GUTTERSEAL®

P881 Mill Finish 5 ounce tube
 White
 Use to seal fascia corners and fascia splices.



DOWNSPOUT BAND

P525 Bronze
 White
 Ivory



ARCHITECTURAL EXTRUSIONS

EXTRUDED ROOF DECK

P141 White .062" extruded aluminum
Bronze
Clear Anodized

Size: 3" X 6"

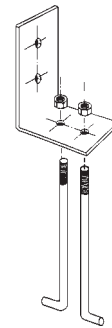


SPECIALTY ACCESSORIES

BEAM ANCHOR ASSEMBLY FOR CARWASH STRUCTURE

P477 7½" X 5½" X 3/8"
P478 8" X 5½" X 3/8"
P479 10" X 5½" X 3/8"

Accessories: Kit includes ½" X 8" anchor bolts and nuts



For information regarding welded, bent systems, call our Florida warehouse:

Mason-Florida, LLC
2415 West Griffin Road
Leesburg, FL 34748

Telephone: (352) 638-9003
Toll Free: (877) 577-0300
Fax: (352) 638-9051



MASON CORPORATION
123 Oxmoor Road, West
Birmingham, AL 35209-6302

Telephone: 1/800/763-4488
Fax: 205/945-4304

SERVICE STATION COMPONENTS

- DECK ROOF PANEL

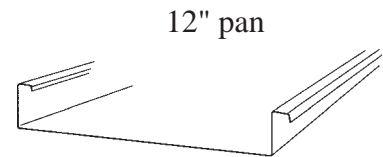
J135	White	20 gauge	smooth
J235	White	20 gauge	embossed
	Brown	20 gauge	embossed
J129	White	22 gauge	smooth
J229	White	22 gauge	embossed



Size: 3" deep X 16" wide
Strip Width:

- DECK ROOF PANEL

J222	White, embossed	22 gauge
------	-----------------	----------

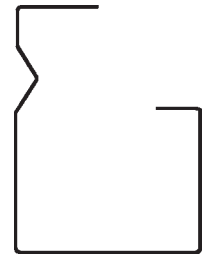


Size: 3" deep X 12" wide
Strip Width:

NON-STRUCTURAL FASCIA/GUTTER (BREAK FORMED)

K260	White	.040" aluminum
------	-------	----------------

Size: 6" deep X 4 5/8"
wide X 3 1/2" gutter
Strip Width: 17.25"
Length: 25'
Accessories: Splice



SUPPORT CLIP

J825	Galvanized	12 gauge
------	------------	----------

