

# ***INSULATED ROOF SYSTEM COMPONENTS CATALOG***

## **Corporate Office**

123 Oxmoor Road West • Birmingham, AL 35209  
P.O. Box 59226 • Birmingham, AL 35259-9226  
Telephone: 1/800/868-4100  
Fax: (205) 945-4304

**Mason-Dallas** • 2080 McDaniel, Suite 125  
Carrollton, TX 75006

Telephone: 1/800/756-2766 • Fax: (972) 247-7656

**Mason-Kansas City** • 1912 East 19th Street  
Kansas City, MO 64127

Telephone: 1/800/925-0291 • Fax: (816) 241-7314

**Mason-Knoxville** • 1487 Amherst Road, Suite B  
Knoxville, TN 37909

Telephone: 1/800/961-6266 • Fax: (865) 687-3841

**Mason-Little Rock** • 700 North Palm  
North Little Rock, AR 72114

Telephone: 1/800/611-5162 • Fax: (501) 955-2147

**Mason-Raleigh** • 1601 Lake Wheeler Road  
Raleigh, NC 27603

Telephone: 1/800/476-2593 • Fax: (919) 836-1944



# INSULATED ROOF PANELS AND COMPONENTS

## INSULATED ROOF PANELS



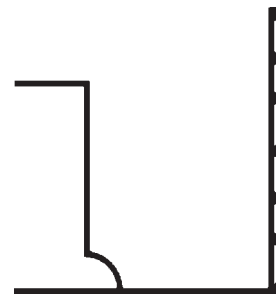
Composed of laminated polystyrene and aluminum sheets bonded together with an ICBO approved structural adhesive. Aluminum sheets are 3003-H16. The polystyrene (EPS) density = 1.0 PCF. Panel coverage: 4' wide X 3" thick and \*2' wide by 3" thick (\*Stocked in Raleigh only).

**P105**  
**DESCRIPTION:** .024 aluminum  
**COLORS:** \*V-Ivory, W-White  
**LENGTHS:** 10', 12', 14', 16' 18', 20, 24'  
*\*Ivory stocked in Dallas location only*

**P106**  
**DESCRIPTION:** .024 aluminum  
**COLORS:** \*V-Ivory, W-White  
**LENGTHS:** 10', 12', 14', 16', 18', 20'  
*24' special order, in white only*

## FASCIA GUTTER

**P257**  
**DESCRIPTION:** .058 extruded aluminum  
 (6063-T6 alloy and temper)  
*Use with gutterless fascia.*  
**COLORS:** C-Clay, V-Ivory, W-White  
**LENGTHS:** 24'



## FASCIA, GUTTERLESS

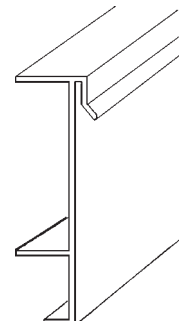
**P259**  
**DESCRIPTION:** .050" extruded aluminum  
 (6063-T6 alloy and temper)  
*Use with fascia gutter.*  
**COLORS:** C-Clay, V-Ivory, W-White  
**LENGTHS:** 25'



## DRIPEDGE FASCIA

**P236**  
**COLORS:** C-Clay, K-Dark Bronze, W-White  
**LENGTHS:** 25'

Use with any house gutter.



Mason-Birmingham (1-800-868-4100)  
 Mason-Dallas (1-800-756-2766)  
 Mason-Louisiana (1-800-753-4867)  
 Mason-New Jersey (1-800-579-0551)

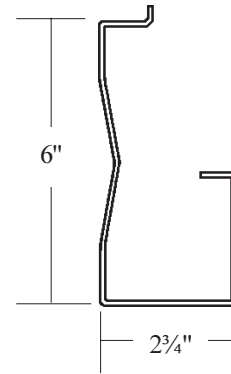
Mason-Raleigh (1-800-476-2593)  
 Mason-Midwest (1-800-925-0291)  
 Mason-Charlotte (1-800-396-3009)  
 Mason-Tennessee (1-800-961-6266)

# INSULATED ROOF PANELS AND COMPONENTS

## FASCIA, GUTTERED

### P240

**DESCRIPTION:** .050 roll formed aluminum  
**COLORS:** B-Black, C-Clay, G-Colonial Gray,  
 K-Dark Bronze, L-Colonial Blue,  
 R-Brown, V-Ivory, W-White  
**LENGTHS:** 20', 24', 30', 42'

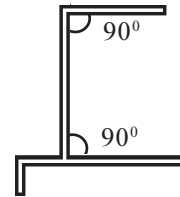


Use with P370 outside corners, P380 panel receiver and P549 gutter plug.

## PANEL RECEIVER

### P380

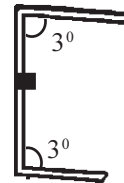
**DESCRIPTION:** .050 extruded aluminum  
*Use to adapt roof panels to P240 fascia.*  
**COLORS:** W-White  
**LENGTHS:** 24'



## WALL HANGER

### P381

**DESCRIPTION:** .050 extruded aluminum  
 with thermal break  
**COLORS:** W-White  
**LENGTHS:** 24'

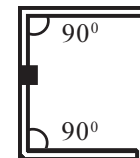


Provides 5/8" slope per foot of projection.

## U-CHANNEL

### P382

**DESCRIPTION:** .050 extruded aluminum, with  
 thermal break.  
*Use to mount roof panels to chimneys and other wall  
 protrusions.*  
**COLORS:** W-White  
**LENGTHS:** 24'



Mason-Birmingham (1-800-868-4100)  
 Mason-Dallas (1-800-756-2766)  
 Mason-Louisiana (1-800-753-4867)  
 Mason-New Jersey (1-800-579-0551)

Mason-Raleigh (1-800-476-2593)  
 Mason-Midwest (1-800-925-0291)  
 Mason-Charlotte (1-800-396-3009)  
 Mason-Tennessee (1-800-961-6266)

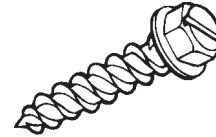
## INSULATED ROOF PANELS AND COMPONENTS

### INSTALLATION SCREW

#### A409

**DESCRIPTION:** #12-11 X 1½" slotted, indented, 5/16" hex washer head. Type AB zinc plated steel.

**COLORS:** A-Mill Finish



#### A410

**DESCRIPTION:** #12-11 X 2" slotted, indented, 5/16" hex washer head. Type A zinc plated steel.

**COLORS:** A-Mill Finish

*Use to connect unit to wood structure.*

*Use T313 chuck.*

**STANDARD PACKAGE:** 100 each


### THRU-BOLT, COMPLETE

#### P410

**DESCRIPTION:** ¼" X 4" plated hex head bolt and nut with washers.

*Use to attach roof panels to beam.*

**COLORS:** A-Mill Finish



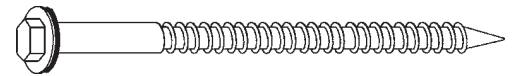
### SCREW

#### P418

**DESCRIPTION:** ¼" X 4" lag bolt, with 7/16" hex head with 7/16" neoprene washer

*Use to attach 3" insulated roof panels to Clearview and Panorama enclosure wall system or screen enclosure.*

**COLORS:** A-Mill Finish



### TEK® SCREW

#### H410

**DESCRIPTION:** #8-18 X ½" hex, plated

*Use to attach P380, P381, P382 to roof panels and fascia gutter.*

**COLORS:** C-Clay, K-Bronze, V-Ivory, W-White



Mason-Birmingham (1-800-868-4100)  
 Mason-Dallas (1-800-756-2766)  
 Mason-Louisiana (1-800-753-4867)  
 Mason-New Jersey (1-800-579-0551)

Mason-Raleigh (1-800-476-2593)  
 Mason-Midwest (1-800-925-0291)  
 Mason-Charlotte (1-800-396-3009)  
 Mason-Tennessee (1-800-961-6266)

## INSULATED ROOF PANELS AND COMPONENTS

### FASTENER BAR CLIP

#### P255

**DESCRIPTION:** .050 extruded aluminum clip,  
1" X 3"

*Use to stabilize top edge of P240 fascia gutter.*

**COLORS:** A-Mill Finish



### CORNER ANGLE

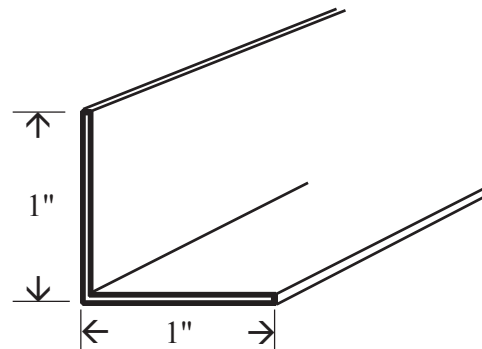
#### P301

**DESCRIPTION:** .038" X 1" X 1" X 6" long

**COLORS:** W-White

**LENGTHS:** 6" long

Use to connect gutter to false fascia.

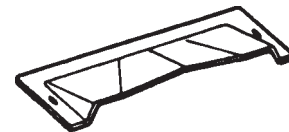


### DRAIN CAPS

#### P521

**DESCRIPTION:** Stamped aluminum

**COLORS:** B-Black, C-Clay, G-Gray, K-Dark Bronze,  
L-Light Blue, R-Brown, V-Ivory, W-White



### WIDE FLANGE OUTLET TUBE

#### P624

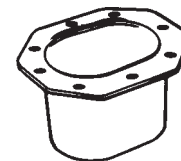
**DESCRIPTION:** 2" X 3" outlet

**COLORS:** A-Mill Finish

#### P623

**DESCRIPTION:** 3" X 4" outlet

**COLORS:** A-Mill Finish



Mason-Birmingham (1-800-868-4100)  
Mason-Dallas (1-800-756-2766)  
Mason-Louisiana (1-800-753-4867)  
Mason-New Jersey (1-800-579-0551)

Mason-Raleigh (1-800-476-2593)  
Mason-Midwest (1-800-925-0291)  
Mason-Charlotte (1-800-396-3009)  
Mason-Tennessee (1-800-961-6266)

# INSULATED ROOF PANELS AND COMPONENTS


## DOWNSPOUTS

### P522

**DESCRIPTION:** 2" X 3" aluminum

**COLORS:** C-Clay, K-Dark Bronze, R-Brown,  
V-Ivory, W-White

**LENGTHS:** 10'



### P532

**DESCRIPTION:** 3" X 4" aluminum

**COLORS:** W-White

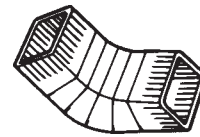
**LENGTHS:** 10'

## "A" STYLE ELBOWS

### P523

**DESCRIPTION:** 2" X 3" aluminum

**COLORS:** C-Clay, K-Dark Bronze, R-Brown,  
V-Ivory, W-White



### P533

**DESCRIPTION:** 2" X 4" aluminum

**COLORS:** K-Dark Bronze, V-Ivory

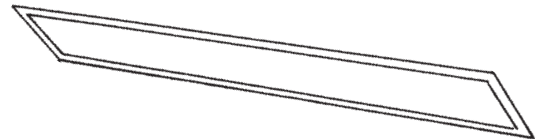
## DOWNSPOUT STRAPS

### P524

**DESCRIPTION:** Aluminum

*For 2" X 3" downspouts.*

**COLORS:** C-Clay, K-Dark Bronze, R-Brown,  
V-Ivory, W-White



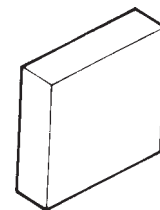
## GUTTER PLUG

### P549

**DESCRIPTION:** Polystyrene

**COLORS:** W-White

Use to plug open end of P240 fascia.



Mason-Birmingham (1-800-868-4100)  
Mason-Dallas (1-800-756-2766)  
Mason-Louisiana (1-800-753-4867)  
Mason-New Jersey (1-800-579-0551)

Mason-Raleigh (1-800-476-2593)  
Mason-Midwest (1-800-925-0291)  
Mason-Charlotte (1-800-396-3009)  
Mason-Tennessee (1-800-961-6266)

## INSULATED ROOF PANELS AND COMPONENTS

### SILICONE SEALANT

#### P882

**COLORS:** Clear, Clay, Bronze, White

Use at all panel connections and at all screw and joint connections.



### TAPE

#### P602

**DESCRIPTION:** Peel and seal tape (tar tape)

**LENGTHS:** 3" wide by 33½' per roll

Use to seal seams of insulated panels.



### SPRAY PAINT

#### P860

**DESCRIPTION:** 4½ oz. spray paint can

**COLORS:** C-Clay, G-Gray, K-Dark Bronze,  
L-Light Blue, R-Brown, V-Ivory, W-White

Use to touch up roll formed fascia.



Mason-Birmingham (1-800-868-4100)  
Mason-Dallas (1-800-756-2766)  
Mason-Louisiana (1-800-753-4867)  
Mason-New Jersey (1-800-579-0551)

Mason-Raleigh (1-800-476-2593)  
Mason-Midwest (1-800-925-0291)  
Mason-Charlotte (1-800-396-3009)  
Mason-Tennessee (1-800-961-6266)

# ACCESSORIES

**FASCIA, GUTTERLESS**

**P235**

*Use with P234 double gutter.*

**COLORS:** K-Dark Bronze, W-White

**LENGTHS:** 25'



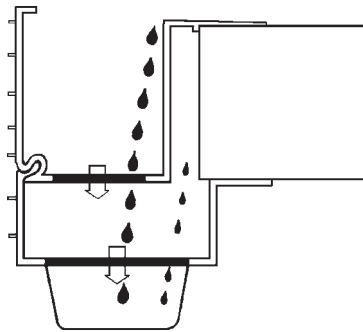
Stocked in Raleigh location only

**DOUBLE GUTTER**

**P234**

**COLORS:** K-Dark Bronze, W-White

**LENGTHS:** 24'



Stocked in Raleigh location only

**P247**

**DESCRIPTION:** .058 extruded aluminum  
(6063-T6 alloy and temper)

Use with gutterless fascia.

**COLOR:** K-Dark Bronze

**LENGTH:** 24'



Stocked in Raleigh location only

**P248**

**DESCRIPTION:** .050" extruded aluminum  
(6063-T6 alloy and temper)

Use with fascia gutter.

**COLOR:** K-Dark Bronze

**LENGTH:** 25'



Stocked in Raleigh location only



Mason-Birmingham (1-800-868-4100)  
 Mason-Dallas (1-800-756-2766)  
 Mason-Louisiana (1-800-753-4867)  
 Mason-New Jersey (1-800-579-0551)

Mason-Raleigh (1-800-476-2593)  
 Mason-Midwest (1-800-925-0291)  
 Mason-Charlotte (1-800-396-3009)  
 Mason-Tennessee (1-800-961-6266)




# ACCESSORIES, continued

## FASCIA CORNERS

### \*P370

**DESCRIPTION:** Stamped aluminum, outside corner. *Use on P240 Fascia.*

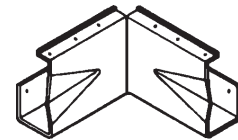
**COLORS:** B-Black, C-Clay, G-Colonial Gray, K-Dark Bronze, L-Colonial Blue, R-Brown, V-Ivory, W-White



### \*P371

**DESCRIPTION:** Stamped aluminum, inside corner. *Use on P240 Fascia.*

**COLORS:** B-Black, C-Clay, G-Colonial Gray, K-Dark Bronze, L-Colonial Blue, R-Brown, V-Ivory, W-White



\*Special degree corners available upon request.

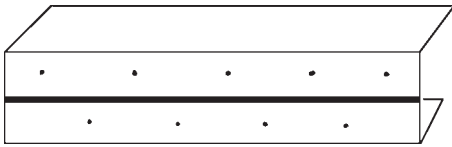
## "B" STYLE ELBOWS



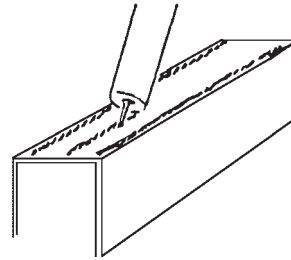
### P524

**DESCRIPTION:** 2" X 3" aluminum

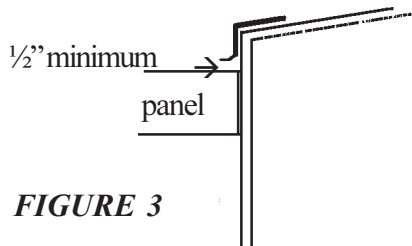
**COLORS:** K-Dark Bronze, R-Brown, V-Ivory, W-White



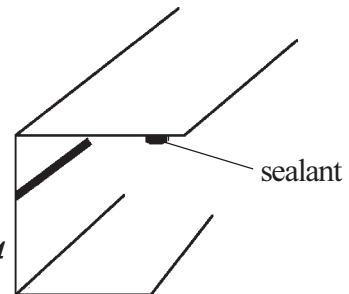
**FIGURE 1**




**FIGURE 2**



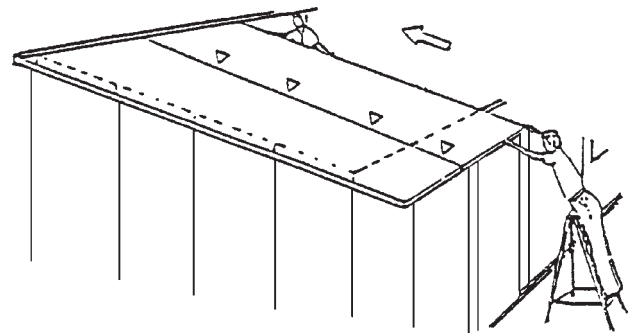
**FIGURE 3**



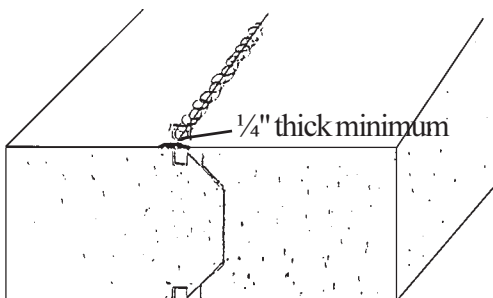
**FIGURE 4**



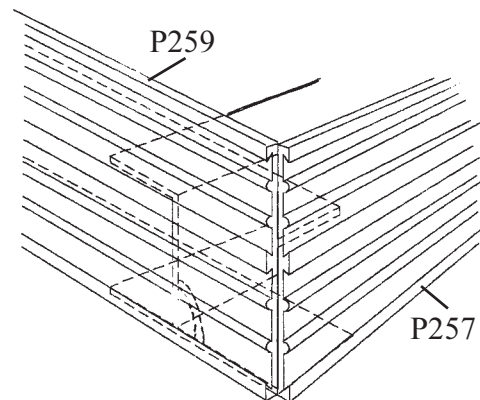
**FIGURE 5**



**FIGURE 6**



**FIGURE 7**



**FIGURE 8**



MASON CORPORATION