

# **ALUMAWOOD CATALOG**

## **SHADE CANOPY SYSTEM PARTS AND ACCESSORIES**

### **Corporate Office**

123 Oxmoor Road West • Birmingham, AL 35209  
P.O. Box 59226 • Birmingham, AL 35259-9226  
Telephone: 1/800/868-4100  
Fax: (205) 945-4304

**Mason-Dallas** • 2080 McDaniel, Suite 125  
Carrollton, TX 75006  
Telephone: 1/800/756-2766 • Fax: (972) 247-7656

**Mason-Kansas City** • 1912 East 19th Street  
Kansas City, MO 64127  
Telephone: 1/800/925-0291 • Fax: (816) 241-7314

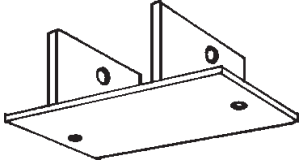
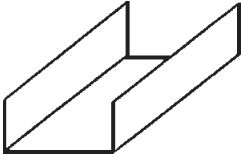
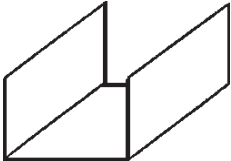


**Mason-Knoxville** • 1487 Amherst Road, Suite B  
Knoxville, TN 37909  
Telephone: 1/800/961-6266 • Fax: (865) 687-3841

**Mason-Little Rock** • 700 North Palm  
North Little Rock, AR 72114  
Telephone: 1/800/611-5162 • Fax: (501) 955-2147

**Mason-Raleigh** • 1601 Lake Wheeler Road  
Raleigh, NC 27603  
Telephone: 1/800/476-2593 • Fax: (919) 836-1944



## ALUMAWOOD SHADE CANOPY SYSTEM

<b>BRACKET</b>		
P674	Mill Finish	
Top/Bottom bracket for cloverleaf posts. Includes bolt and nut fasteners.		
<b>BRACKET</b>		
P676	Mill Finish	
Inside rafter bracket when using 3" X 8" (P562) as a rafter.		
<b>BRACKET</b>		
P677	White Desert Sand	
Outside rafter bracket when using a 3" X 8" (P652) as a rafter.		
<b>CORBEL END CAP</b>		
P666	White Desert Sand	Dimensions: 2" X 6½"
P667	White Desert Sand	Dimensions: 3" X 8"
		
<b>SCALLOPED END CAP</b>		
P678	White Desert Sand	Dimensions: 2" X 6½"
P679	White Desert Sand	Dimensions: 3" X 8"
		
<b>LABOR CHARGE (End Cap Notching)</b>		
P990 0001	For notching one end of 2" X 6½" rafter	
P990 0002	For notching one end of 3" X 8" rafter	

